

COMPACT LAMINATE HIGH PRESSURE LAMINATE



Compact Grade Laminate - A world of colour and choice...

Compact Grade Laminate (CGL) conforms to BS EN 438 and is an immensely strong range of solid panels that can withstand high impact environments.

CGL is suitable for:

Hospitals, Laboratories, Nurseries & Schools, Pools & Saunas, Airports, Train Stations, Kitchens, Bathrooms & Washrooms, Store Fitting and Fitting Rooms.

CGL Technical Specifications include:

- Non-porous surface
- Easy to clean
- Resistance to stain
- Resistance to chemicals
- Resistance to shock
- Resistance to scratching
- Exceptional resistance to moisture
- Exceptional resistance to impact
- Colour stability
- Durability

The diverse range of plain colours, woodgrains and fantasy designs, is complemented by colour matched ranges of the same decors and textures in High Pressure Laminate (HPL). Allowing both products to be combined on the same project without any visual difference. In addition, the attractive black edge of CGL can be machined to your choice of profile.

Technical information

Precision Cutting

This involves cutting pieces of an exact size from the original sheet, without chipping the edges of the decorative surface. Depending on the requirement, precision cutting includes:

- Cutting before the precision cutting, followed by adjustment
- Precision cutting (or finishing) directly with a saw

General Cutting

This process uses an electric circular saw:

- A vertical or horizontal table
- One or many cutting heads: fixed or mobile, situated on or below the table

Conditioning

Before fabricating, our products must be stored in the following ambient conditions for approximately 10 days:

- Temperature: 18 to 22°C
- Relative humidity: 40 to 60%

It is strongly recommended that a stabilising period of approximately 10 days be observed before proceeding with any fabrication. Do not store filmed sheets beyond 6 months.

Relative Humidity

Once the boards have been fabricated, the two faces should be ventilated and stored in the same ambient temperature and relative humidity conditions. The principle must be adhered in the case of wall panelling, in particular. Never leave a composite board or sheet of Compact with protective film on only one face.

Cleaning & Maintenance

Our range of decorative panels and fascias are designed to withstand the regular cleaning regimes that are essential to washroom maintenance and hygiene. These products are easy to keep clean and in most cases, wiping down the panel with warm water and a mild cleaning agent is adequate. In high usage environments, CGL and HPL can be cleaned with aggressive disinfectants and a pressure washer if necessary. Graffiti can be cleaned off using the standard organic solvents (e.g. acetone) without any effect on the panel colour. Should it be necessary, these panels can be cleaned with non-abrasive cleaning materials and disinfectants. Although, in most cases warm water and a mild detergent will keep the panels clean and hygienic. When cleaning ABS edging, avoid solvents or highly alcoholic cleaning agents.

Transport & Storage

When handling, avoid dragging the decorative faces against one another. Lift the sheets either by hand or with the aid of suction pads. During all handling, ensure that the sheets do not rub against one another, and avoid impact, scratches, dirt, foreign bodies and contact with water or other liquids. Transport the sheets on pallets of sufficient size and rigidity. To avoid excessive distortion and facilitate subsequent conditioning, the sheets must be stored in dry premises, under cover. The climate conditions must be 10 to 30°C, with 40 to 60% relative humidity. Avoid storing in proximity to a source of heat for extended periods. The sheets should preferably be stored flat, in piles or racks.




Natural Concrete F2204

**COMPACT LAMINATE
HIGH PRESSURE LAMINATE
MELAMINE FACED CHIPBOARD (MFC)
2mm ABS EDGING TO MATCH MFC**


Pearl White B4062




Pearl White L002
LRV 87.4



Light Grey L002
LRV 62.9




Stone Grey L4115
LRV 43.4




Galeit Grey L06002
LRV 37.0



Dark Grey L167
LRV 12.2



Black L3031
LRV 6.1



Venezia F939
LRV 16.1




Brushed Metallic F2039
LRV 45.1




Melody F06058
LRV 57.7



Playa Grey F351
LRV 41.1



Blue Iris L1194
LRV 62.6



Frozen Blue L5203
LRV 46.9




Blue Navy L3572
LRV 15.4




Paradise Blue L1828
LRV 15.5




Blue Tiber L1304
LRV 8.2



Citrus Green L2446
LRV 57.3



Mint L4085
LRV 55.4




Jade L212
LRV 39.4




Kaktus L5211
LRV 37.9



Bambus L5206
LRV 32.0



Ivory L3191
LRV 83.9



Caramel L4087
LRV 75.7



Quartz L4060
LRV 64.7



Basalt L927
LRV 26.0




Mango L5223
LRV 83.3




Yellow Crisp L4136
LRV 80.1



Orange L122
LRV 48.8




Rose Mystic L2207
LRV 65.3



Blue Parme L2069
LRV 37.7



Rose Salsa L2206
LRV 18.0



Aubergine L2444
LRV 14.8



Purple Cassis L2211
LRV 15.7



Hot Pepper L5219
LRV 10.6



Red Ruby L3540
LRV 21.0



Pale Tamarak M6054
LRV 47.1



Smoke Tamarak M6047
LRV 26.3




Cimmerian Pine M6037
LRV 26.0



Classic Oak M3817
LRV 35.0



Walnut Macadamia M4394
LRV 10.6



Nittgau Cherry M760
LRV 18.9



Cendrie Oak M2197
LRV 8.9



Salonga Wenge M6046
LRV 11.5



Natural Concrete F2204 (only available in compact and 3050mm x 1320mm laminate)
LRV 44.4



Carrara F2262 (only available in compact and 3050mm x 1320mm laminate)
LRV 68.0